


A

B



Cozy eCover

(page 62)

Cut 1 outside fabric and 1 inside fabric on fold

This is a scaled-down view of the full pattern to follow.

Print all pages. Cut and attach on the gray dotted lines as indicated to form the whole, actual-size pattern.

C

1 of 5

D


PUT ON FOLD



COZY eCOVER: Top Left

Cut and attach pieces along the dotted line to form full pattern.

2 of 5



Cozy eCover

(page 62)



Cut 1 outside fabric and 1 in



B

COZY eCOVER: Top Right

Cut and attach pieces along the dotted line to form full pattern.

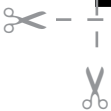
A ◆ B

3 of 5



er

side fabric on fold



B
◆
D

A
◆
C



C

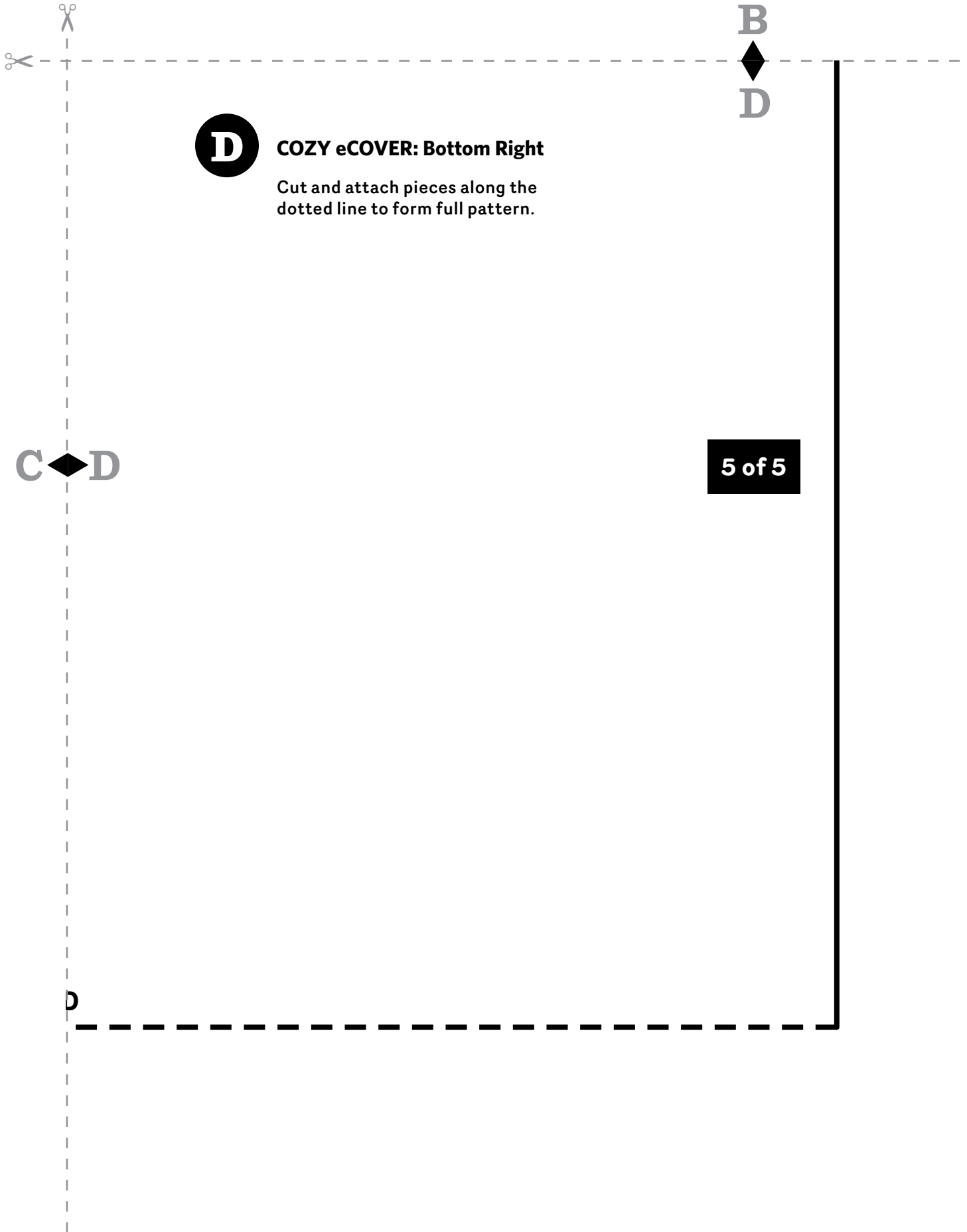
COZY eCOVER: Bottom Left

Cut and attach pieces along the dotted line to form full pattern.

4 of 5

C ◆ D

PUT ON FOLI



D

COZY eCOVER: Bottom Right

Cut and attach pieces along the dotted line to form full pattern.

5 of 5